

Corona Virus Disease (COVID-19) Situational Report

Report No.304 Date of Issue 28th January 2021, 3pm

HIGHLIGHTS

- This is the **44th** week of the COVID-19 outbreak in **Sierra Leone** (Epi week 04 of 2021).
- As of **28th January, 2021**, there were **3,282 confirmed** COVID-19 cases, **77 deaths** and **2260 recoveries** in Sierra Leone
- **856 COVID 19 tests (102 departures)** were performed in the last 24 hours in five laboratories with a daily positivity of **5.4 %**
- There were **46 new COVID-19 cases**, **23 recoveries** and **0 death** reported in the last 24 hours.
- The new cases were from WAU (**26**), WAR (7), Port Loko (2), Kenema (2), Bo (2), Moyamba (1) and six (6) arrival. Twenty-one (21) of the cases were suspects, thirteen (13) departures, and six (6) arrivals, four (4) local travellers and two (2) contacts
- Current bed occupancy in COVID-19 community treatment and care centres (CTC/CCC) nationally is **16.3 %**
- Total **COVID 19 tests** conducted to date is **106,949** (13.95/1,000)
- Case Fatality Rate (CFR) is **2.3%** (excluding community deaths)
- Nationwide cumulative discharges from quarantine homes is **13,405**
- **245 (7.5%)** COVID-19 cases are among **health workers**
- **Distribution of Dec/Jan cases by source** (N=870): Suspect cases 46.1%; Departures 37.5 %; Surge cases 2.32%; Arrivals 11.8 %; contacts 1.7%
- **Distribution of Dec/Jan cases by district** (N=870): WAU 69.0%; WAR 13.8%; Kambia 0.6%; Bo 1 %; Tonkolili 0.5%; Pujehun 0.6 %; Kono 0.5%; inbound travellers 11.7 %
- What is the global situation regarding government policies on the use of face coverings outside-of-the-home? - See Fig 2

New	Confirmed	46
	Recoveries	23
	Deaths	0
Cumulative	Confirmed	3282
	Cases in Treatment and Care Centres	152
	Recoveries	2260
	Deaths	77
Case Fatality Rate (%)		2.3%

Summary of COVID-19 Cases in Sierra Leone as at 28th January, 2021								
District	Confirmed Cases			Deaths		Tests		Days Since Last Confirmed Case
	New Confirmed	Cumulative Confirmed Cases	Proportion of Total Cases	New Deaths	Cumulative Deaths	Tests Conducted last 24 Hrs		
	Cases	Cases	Cases					
Western Area Urban	26	1775	54.1%	0	64	667	0	
Western Area Rural	7	409	12.5%	0	1	20	0	
Port Loko	2	127	3.9%	0	0	6	0	
Kenema	2	130	4.0%	0	4	5	0	
Tonkolili	0	87	2.7%	0	0		6	
Bombali	0	54	1.6%	0	4	4	3	
Bonthe	0	91	2.8%	0	0		6	
Bo	2	120	3.7%	0	2	28	4	
Koinadugu	0	37	1.1%	0	0		1	
Falaba	0	11	0.3%	0	0		175	
Kailahun	0	90	2.7%	0	0		92	
Moyamba	1	59	1.8%	0	0	10	0	
Pujehun	0	35	1.1%	0	0	1	7	
Kono	0	82	2.5%	0	2	9	3	
Kambia	0	32	1.0%	0	0		13	
Karene	0	11	0.3%	0	0		183	
Incoming passengers	6	132	4.0%	0	0	106	0	
Total	46	3282	100.0%	0	77	856	-	



Government of
Sierra Leone

Sierra Leone Ministry of Health and Sanitation



Government of
Sierra Leone

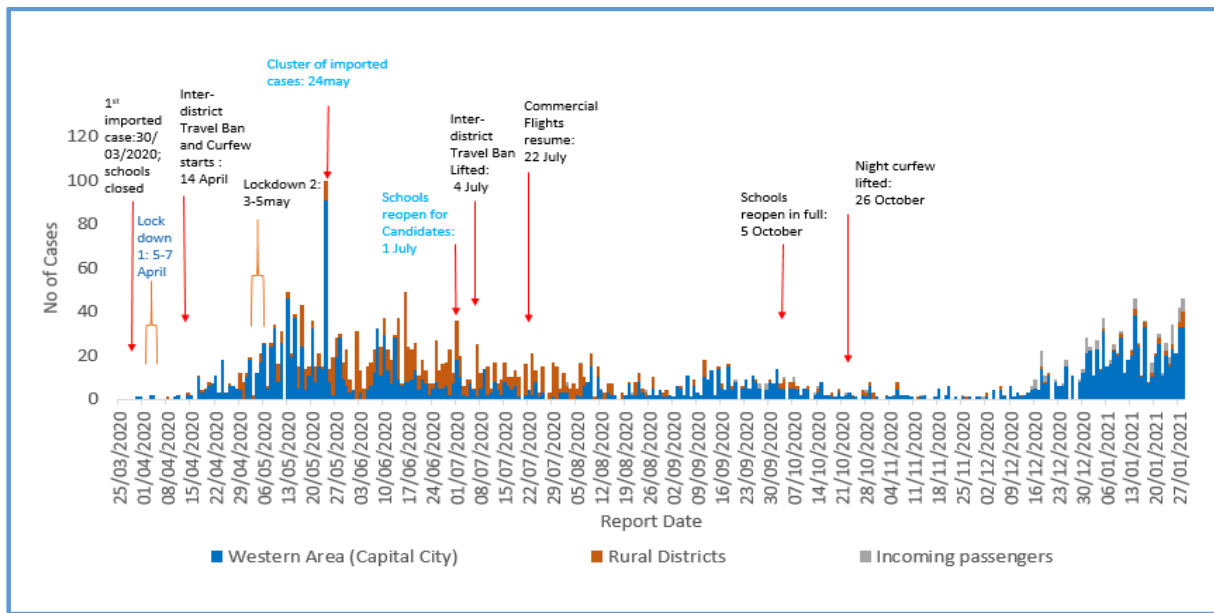


Figure 1: Daily COVID-19 Cases in Sierra Leone as of 28th January, 2021; Western Area includes Western Urban and Western Rural Districts; Rural Districts includes all other 14 Districts

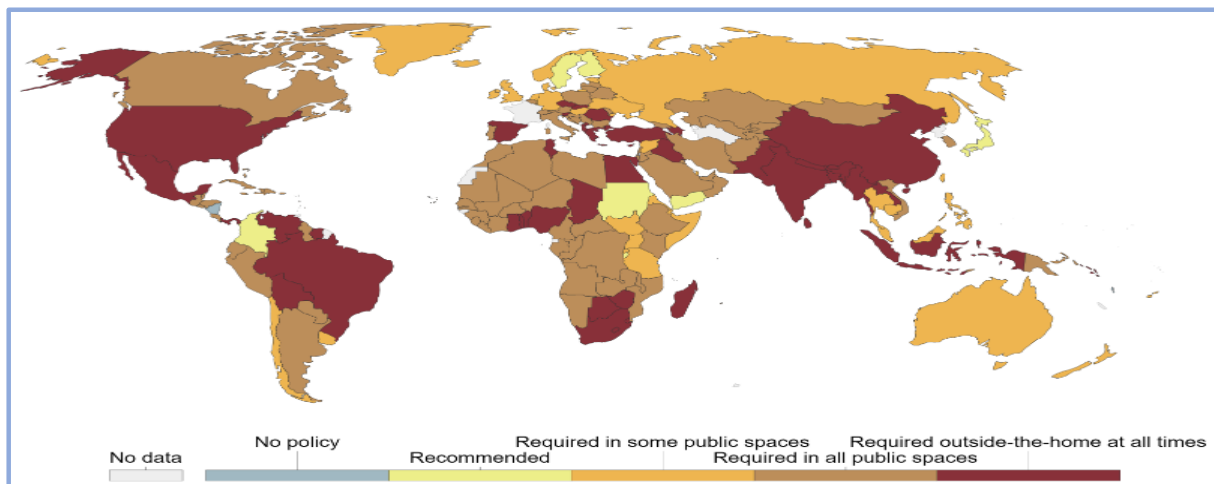


Figure 2: Global map of government policies on the use of face coverings outside-of-the-home 28 Jan 2021

Source: <https://ourworldindata.org/covid-face-coverings>

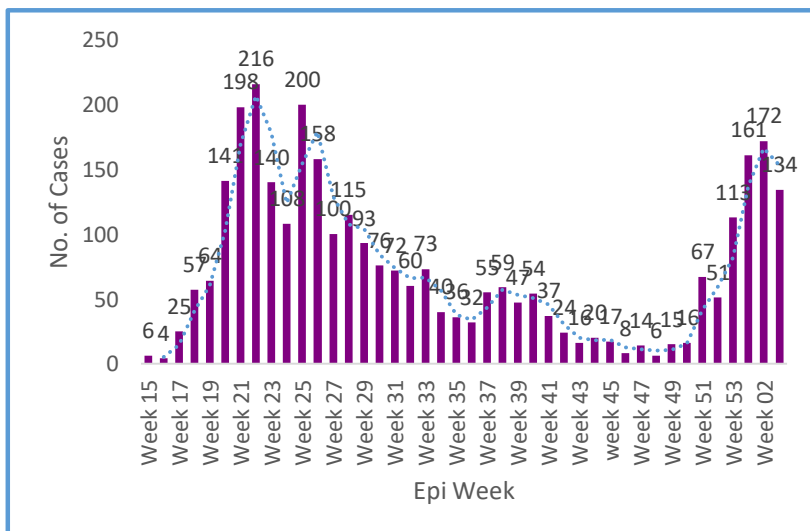
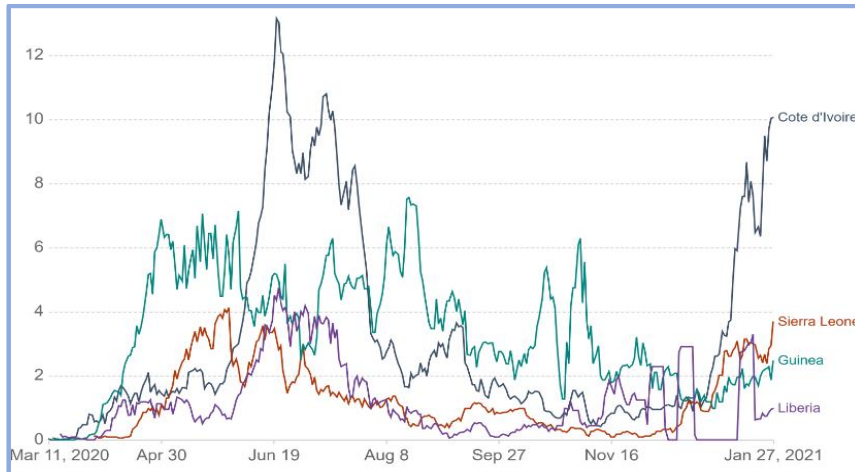


Figure 3: Weekly COVID 19 Cases detected in Sierra Leone

- The majority of countries including Sierra Leone require use of face coverings outside-of-the-home. Fig2.
- However, compliance with this requirement varies markedly from country to country
- This has serious implications in controlling the COVID-19 pandemic

Cases reported over the last 7 days in SL

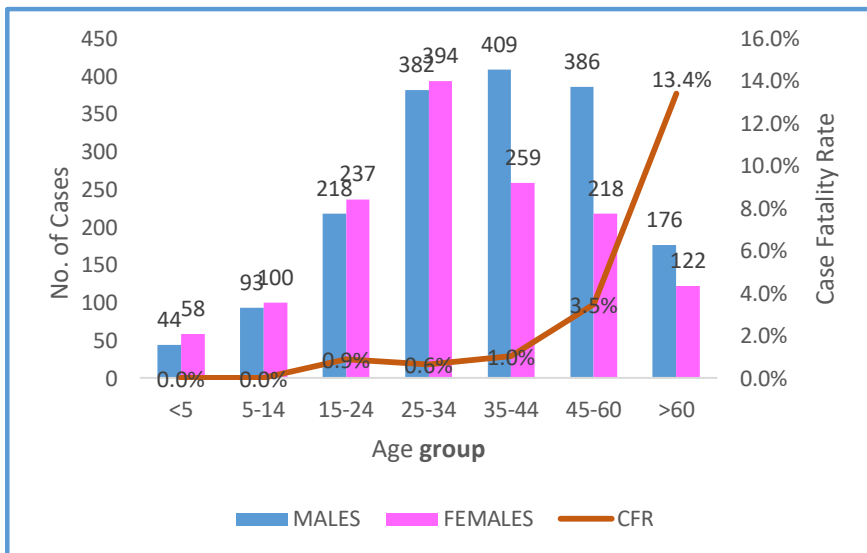
- Cases for Epi week 03 in SL decreased by 22 % compared to Epi week 02 (Fig 3)
- 201 cases have been reported in SL over the last 7 days compared to 149 in the previous 7 days (35 % increase)
- The seven day daily moving average is 28.7
- Average daily alerts from 117 in Sierra Leone in the last 7 days were 19



Trend in MRU Countries

- Countries in the Mano River Union continue to report a surge in the daily number of confirmed cases (Fig 4)
- There is a need to review the effectiveness of current public health measures to prevent further spread of COVID-19

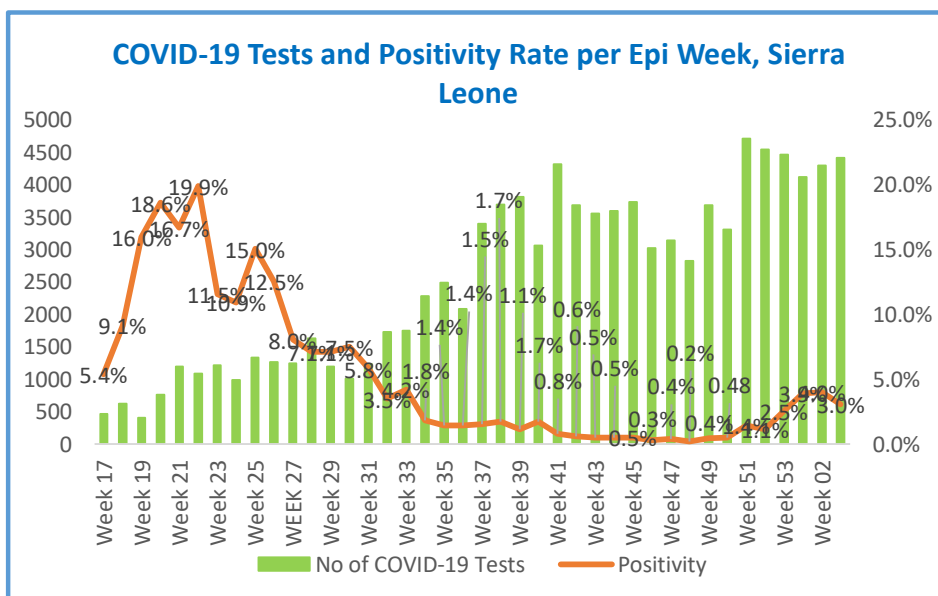
Figure 4: Seven-day rolling average daily confirmed COVID-19 cases - Mano River Union
Source: <https://ourworldindata.org/coronavirus-data-explorer>



Cases in Sierra Leone

- **Males= 55 %; Females =45%**
- **Median Age all Cases= 34 years** (range <1-98 years)
- **Median age females = 31 years**
- **Median Age Males= 36 years**
- **Cases < 45 years =71%**
- **68% of deaths are males**
- **Median age of deaths: 61.5 years**
- **Overall CFR: 2.4%**
- **CFR: Males 3.2%; Females 1.8%**
- **CFR: >60years = 13.4% (Fig 5)**
- **CFR 45-60 years: 3.5% (Fig 5)**

Figure 5: Age-Sex Distribution and CFR of COVID 19 cases in Sierra Leone



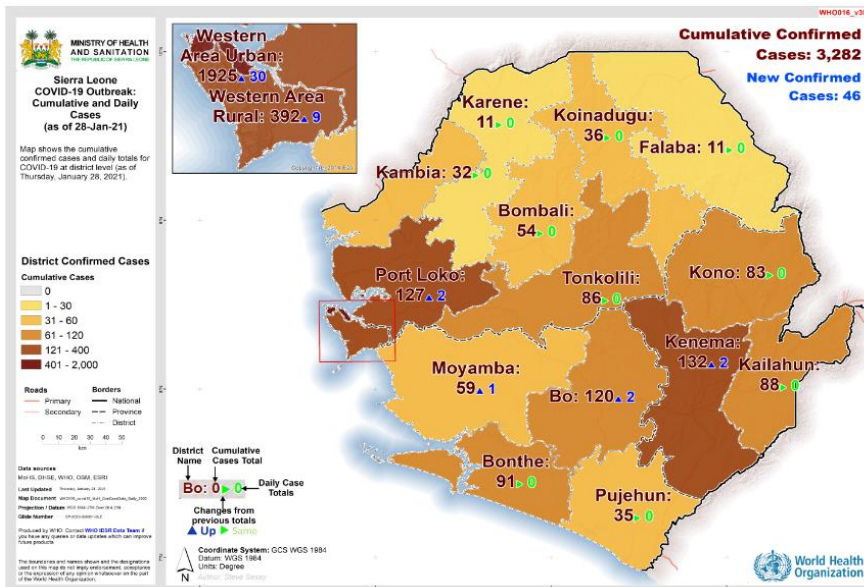
106,949
Total COVID-19 Tests

13.95
Tests/1000 population

Figure 6: COVID 19 Test and Positivity Rate per Epi Week
COVID-19 SIERRA LEONE



- The number of tests conducted last week (**Epi week 03**) were **4412** and increased by **2.6%** compared to Epi Week 02(4299); positivity rate for the week decreased from 4.0% to **3.0%** (Fig 6)
- Average number of daily tests in the last 7 days is **637**
- Cumulative number of COVID-19 tests conducted is **106,949 (13.95tests/1000 population)**
- Average positivity rate of **ALL** samples tested for COVID-19 is **3.1 %**
- **12 out of 16 districts** reported COVID-19 cases over the last 7 days
- National attack rate is **42.8 per 100,000** people
- Districts with highest COVID-19 attack rate: Western Area Urban, Western Area Rural, Bonthe, Bo, Kenema and Port Loko
- **100%** of contacts currently under follow up were reached by contact tracers in the last 24 hours
- **99.3 %** of persons in quarantine are under **Self-Quarantine**



District	Total COVID-19 Cases	Cases/100,000 Population
Western Area Urban	1775	147.9
Western Area Rural	409	80.3
Bo	120	32.8
Bonthe	91	40.6
Kenema	130	19.4
Kono	82	14.4
Tonkolili	87	15.2
Moyamba	59	16.2
Kambia	32	8.1
Bombali	54	11.2
Port Loko	127	20.5
Kailahun	90	14.5
Koinadugu	37	13.5
Falaba	11	5.7
Pujehun	35	8.8
Karene	11	5.2
Incoming passengers	132	
Total	3282	42.8

Figure 7: Geographic distribution and attack rate of COVID 19 cases in Sierra Leone as of 28/01/ 2021

Technical Areas	Variable	No
Contact Tracing	Cumulative No. of Contacts Listed	13,405
	Total No. of contacts currently under monitoring	678
	Total No. of contacts reached in the last 24 hours	678 (100 %)
Quarantine	Total No. Currently under quarantine	531
	Self-Quarantine	627(99.3 %)
	Institutional Quarantine	4 (0.8%)
Laboratory Testing	Laboratory tests done in last 24 hours	856
	No of positive tests in last 24 hours (%)	46 (5.4%)
	Cumulative number of tests	106,949
Event Based Surveillance (Last 24 hrs.)	Total Alerts Received through 117 System	98
	No. of COVID related alerts	10
	No. of COVID related alerts investigated	10

This Situation Report was developed by:

Ministry of Health and Sanitation, Sierra Leone

For any comments or inquiries contact:

eocnsr2020@gmail.com