

Corona Virus Disease (COVID-19) Situational Report

Report No.310 Date of Issue 3rd February 2021, 3pm

HIGHLIGHTS

- This is the 45th week of the COVID-19 outbreak in Sierra Leone (Epi week 05 of 2021).
- As of 3rd February, 2021, there were 3,699 confirmed COVID-19 cases, 79 deaths and 2377 recoveries in Sierra Leone
- 1119 COVID 19 tests (137 departures) were performed in the last 24 hours in five laboratories with a daily positivity of 3,5 %
- There were 39 new COVID-19 cases, 37 recoveries and 0 death reported in the last 24 hours.
- The new cases were from WAU (19), WAR (20). Four (4) of these cases were departures, thirty (30) local travellers and five (5) suspects.
- Current bed occupancy in COVID-19 community treatment and care centres (CTC/CCC) nationally is 20.5 %
- Total COVID 19 tests conducted to date is 112,546 (14.68/1,000)
- Case Fatality Rate (CFR) is 2.1% (excluding community deaths)
- Nationwide cumulative discharges from quarantine homes is 13,717
- 245 (6.6%) COVID-19 cases are among health workers
- Distribution of Dec/Jan cases by source (N=1287): Suspect cases 35.7%; Departures 28.9 %; Surge cases 1.5%; Arrivals 8.9%; contacts 1.2%; local travellers 7.3%
- Distribution of Dec/Jan cases by district (N=1287): WAU 64.5 %; WAR 20.4%; Kambia 0.4%; Bo 1.2%; Kenema 1.0%; Tonkolili 0.3%; Pujehun 0.7 %; Kono 0.3%; inbound travellers 8.8%
- What is the trend of daily new confirmed cases per million people in the East Africa region? - See Fig 2

New	Confirmed	39
	Recoveries	37
	Deaths	0
Cumulative	Confirmed	3699
	Cases in Treatment and Care Centres	215
	Recoveries	2377
	Deaths	79
Case Fatality Rate (%)		2.1%

Summary of COVID-19 Cases in Sierra Leone as at 3rd February, 2021								
District	Confirmed Cases			Deaths		Tests		Days Since Last Confirmed Case
	New	Cumulative	Proportion of Total	New Deaths	Cumulative	Tests Conducted		
	Confirmed Cases	Confirmed Cases	Cases		Deaths	last 24 Hrs		
Western Area Urban	19	2005	54.2%	0	65	592	0	
Western Area Rural	20	552	14.9%	0	1	262	0	
Port Loko	0	129	3.5%	0	1	12	4	
Kenema	0	139	3.8%	0	4	7	1	
Tonkolili	0	87	2.4%	0	0		12	
Bombali	0	56	1.5%	0	4	14	2	
Bonthe	0	93	2.5%	0	0	40	4	
Bo	0	127	3.4%	0	2	7	1	
Koinadugu	0	39	1.1%	0	0		6	
Falaba	0	11	0.3%	0	0		180	
Kailahun	0	90	2.4%	0	0		97	
Moyamba	0	64	1.7%	0	0		3	
Pujehun	0	39	1.1%	0	0		4	
Kono	0	82	2.2%	0	2	12	8	
Kambia	0	32	0.9%	0	0		18	
Karene	0	11	0.3%	0	0		188	
Incoming passengers	0	143	3.9%	0	0	173	3	
Total	39	3699	100.0%	0	79	1119	-	

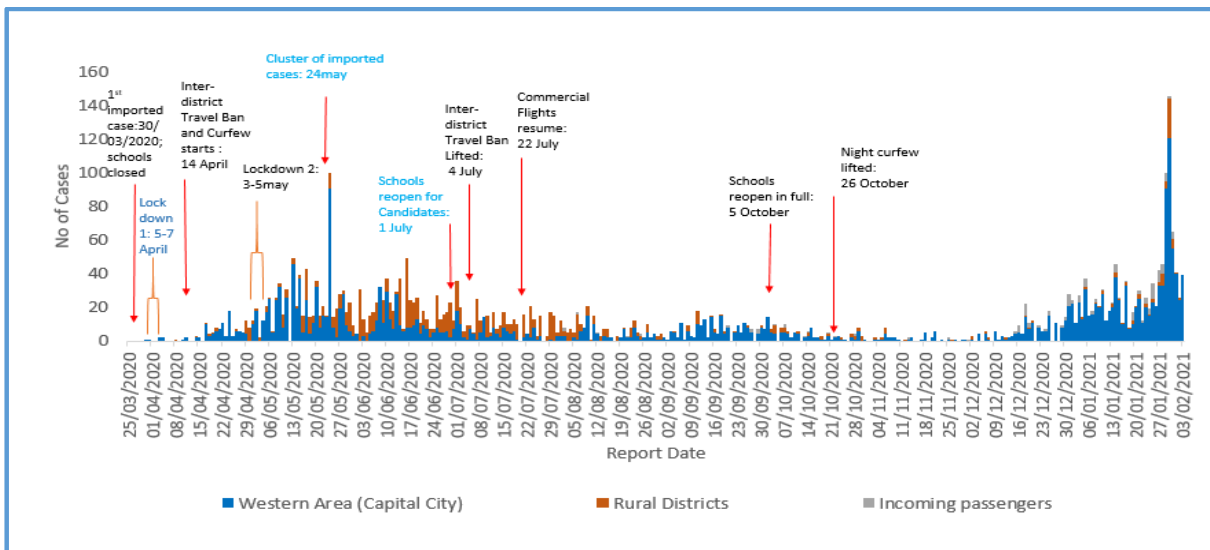


Figure 1: Daily COVID-19 Cases in Sierra Leone as of 3rd February, 2021; Western Area includes Western Urban and Western Rural Districts; Rural Districts includes all other 14 Districts

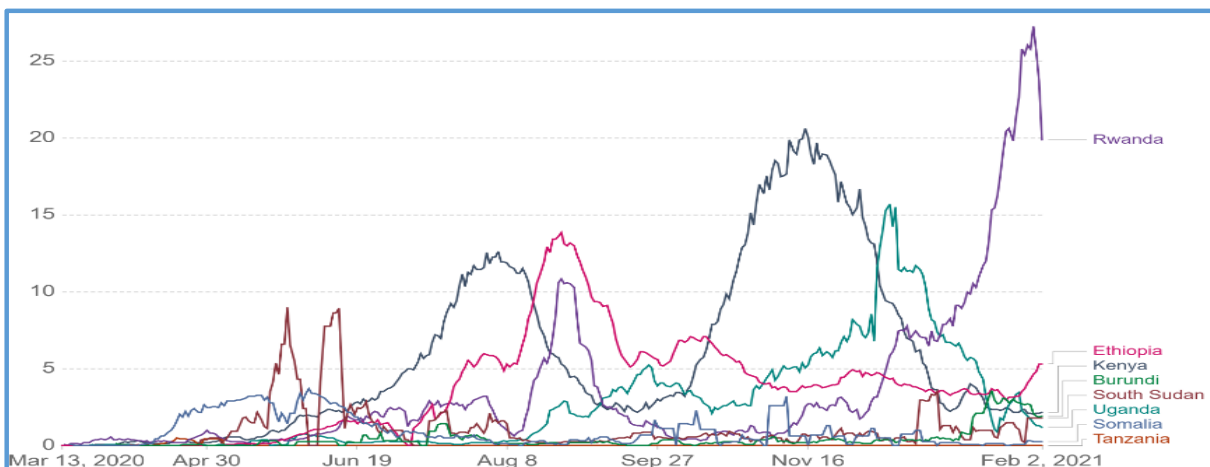


Figure 2: Daily new confirmed cases per million people East Africa Region 2 Feb 2021
Source: <https://ourworldindata.org/coronavirus-data-explorer>

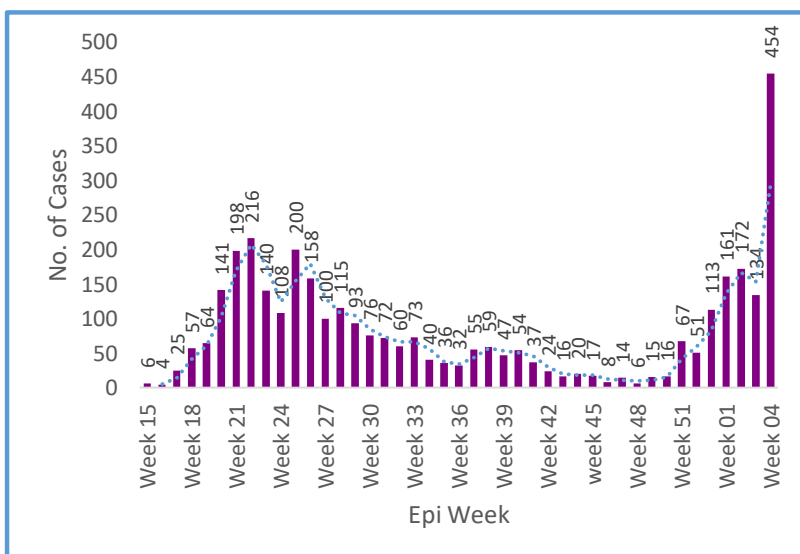


Figure 3: Weekly COVID 19 Cases detected in Sierra Leone

- There is a wide variation in the number of daily confirmed cases in the East African region. Rwanda reported approximately 25 daily cases per million people on 2 Feb 2021. Tanzania has not been reporting any cases (fig 2)
- This reflects differences in reporting and adherence to International Health Regulations (2005).

Cases reported over the last 7 days in SL

- Cases for Epi week 04 in SL increased by 238 % compared to Epi week 03 (Fig 3)
- 462 cases have been reported in SL over the last 7 days compared to 185 in the previous 7 days (150 % increase)
- The seven day daily moving average is 66.0
- Average daily alerts from 117 in Sierra Leone in the last 7 days were 14

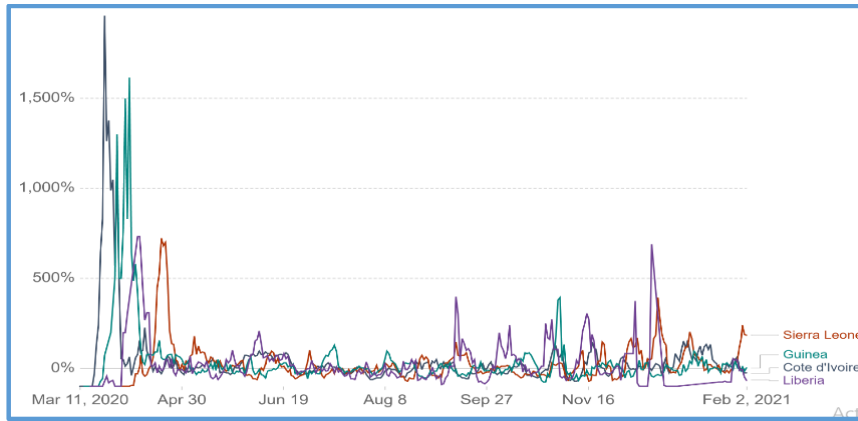
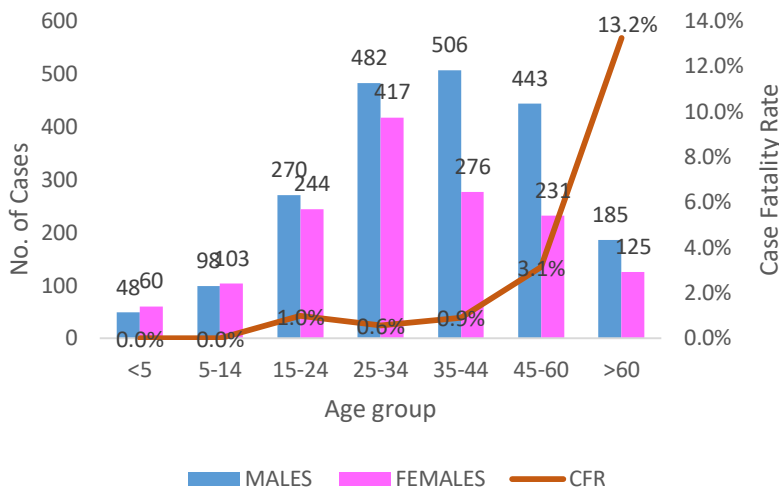


Figure 4: Week by week change of confirmed COVID-19 cases 2 Feb 2021
Source: <https://ourworldindata.org/coronavirus-data-explorer>

Trend in MRU

- Fig 4th shows the weekly COVID-19 growth rate -the percentage change in number of confirmed cases over the last seven days.
- Sierra Leone reported the highest week by week increase in the number of confirmed COVID-19 cases in the Mano River Union. (Fig 4)



Cases in Sierra Leone

- **Males= 55 %; Females =45%**
- **Median Age** all Cases= **34** years (range <1-98 years)
- **Median age females = 31 years**
- **Median Age Males= 36 years**
- **Cases < 45 years =71%**
- **68%** of deaths are males
- **Median age of deaths: 61.5 years**
- **Overall CFR: 2.1%**
- **CFR: Males 2.6%; Females 1.8%**
- **CFR: >60years = 13.2%** (Fig 5)
- **CFR 45-60 years: 3.1%** (Fig 5)

Figure 5: Age-Sex Distribution and CFR of COVID 19 cases in Sierra Leone

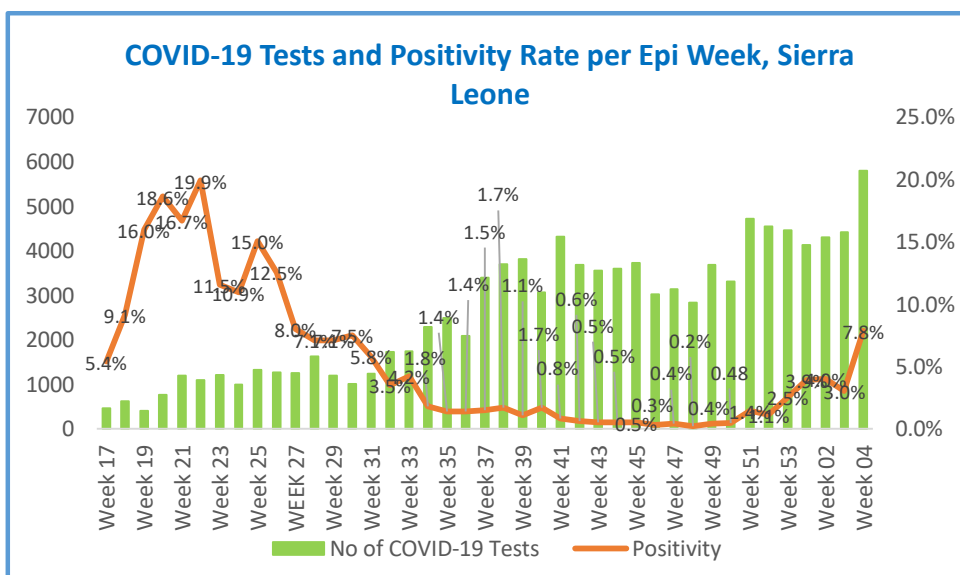


Figure 6: COVID 19 Test and Positivity Rate per Epi Week



112,546

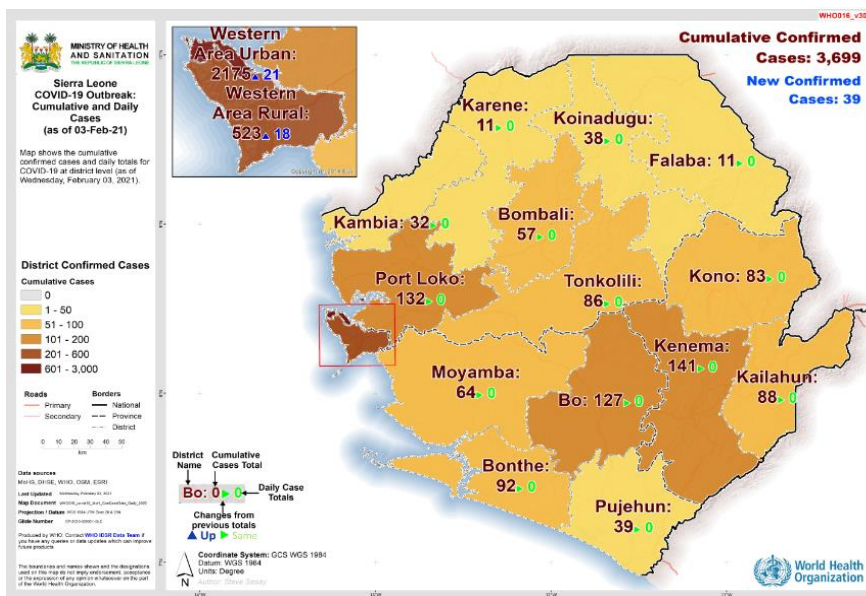
Total COVID-19 Tests

14.68

Tests/1000 population



- The number of tests conducted last week (**Epi week 04**) were **5790** and increased by **31.2%** compared to Epi Week 03 (4412); positivity rate for the week increased from 3.0% to **7.8%** (Fig 6)
- Average number of daily tests in the last 7 days is **1014**
- Cumulative number of COVID-19 tests conducted is **112,546 (14.68 tests/1000 population)**
- Average positivity rate of **ALL** samples tested for COVID-19 is **3.3 %**
- **11 out of 16 districts** reported COVID-19 cases over the last 7 days
- National attack rate is **48,3 per 100,000** people
- Districts with highest COVID-19 attack rate: Western Area Urban, Western Area Rural, Bonthe, Bo, Kenema and Port Loko
- **100% of** contacts currently under follow up were reached by contact tracers in the last 24 hours
- **96 %** of persons in quarantine are under **Self-Quarantine**



District	Total COVID-19 Cases	Cases/100,000 Population
Western Area Urban	2005	167.1
Western Area Rural	552	108.4
Bo	127	34.8
Bonthe	93	41.5
Kenema	139	20.7
Kono	82	14.4
Tonkolili	87	15.2
Moyamba	64	17.5
Kambia	32	8.1
Bombali	56	11.6
Port Loko	129	20.8
Kailahun	90	14.5
Koinadugu	39	14.2
Falaba	11	5.7
Pujehun	39	9.8
Karene	11	5.2
Incoming passengers	143	
Total	3699	48.3

Figure 7: Geographic distribution and attack rate of COVID 19 cases in Sierra Leone as of 3/02/ 2021

Technical Areas	Variable	No
Contact Tracing	Cumulative No. of Contacts Listed	13,717
	Total No. of contacts currently under monitoring	560
	Total No. of contacts reached in the last 24 hours	560 (100 %)
Quarantine	Total No. Currently under quarantine	560
	Self-Quarantine	536(96 %)
	Institutional Quarantine	24 (4%)
Laboratory Testing	Laboratory tests done in last 24 hours	895
	No of positive tests in last 24 hours (%)	26 (2.9%)
	Cumulative number of tests	112,546
Event Based Surveillance (Last 24 hrs.)	Total Alerts Received through 117 System	132
	No. of COVID related alerts	21
	No. of COVID related alerts investigated	21

This Situation Report was developed by:

Ministry of Health and Sanitation, Sierra Leone

For any comments or inquiries contact:

eocnsr2020@gmail.com